



1 **EC TYPE-EXAMINATION CERTIFICATE**

2 Equipment intended for use in Potentially Explosive Atmospheres Directive 94/9/EC

3 Certificate Number: Sira 00ATEX2199X

4 Equipment: Self-Monitoring Clamp

5 Applicant: Newson Gale Limited

6 Address: Unit 6
Churchill Park
Colwick
Nottingham NG4 2HF
United Kingdom

7 This equipment and any acceptable variation thereto is specified in the schedule to this certificate and the documents therein referred to.

8 Sira Certification Service, notified body number 0518 in accordance with Article 9 of Directive 94/9/EC of 23 March 1994, certifies that this equipment has been found to comply with the Essential Health and Safety Requirements relating to the design and construction of equipment intended for use in potentially explosive atmospheres given in Annex II to the Directive.

The examination and test results are recorded in confidential report number R52A6841A.

9 Compliance with the Essential Health and Safety Requirements, with the exception of those listed in the schedule to this certificate, has been assured by compliance with the following documents:

EN 50014:1997 +A1+A2
EN 50020:1994
EN 50281-1-1:1998
EN 50284:1999

10 If the sign 'X' is placed after the certificate number, it indicates that the equipment is subject to special conditions for safe use specified in the schedule to this certificate.

11 This EC type-examination certificate relates only to the design and construction of the specified equipment. If applicable, further requirements of this Directive apply to the manufacture and supply of this equipment.

12 The marking of the equipment shall include the following:



II 1GD
EEx ia IIC T4

M D Shearman
Certification Manager

Project Number 52A6841
Date 19 February 2001
C. Index 12

This certificate and its schedules may only be reproduced in its entirety and without change

Sira Certification Service

Rake Lane, Eccleston, Chester, CH4 9JN, England
Tel: +44 (0) 1244 670900 Fax: +44 (0) 1244 681330
Email: exhazard@siratc.co.uk



SCHEDULE

EC TYPE-EXAMINATION CERTIFICATE

Sira 00ATEX2199X

13 DESCRIPTION OF EQUIPMENT

The Self-Monitoring Clamp comprises a set of steel, spring loaded jaws onto which is mounted an electronic circuit and steel cover. The circuit is powered by a 9 V Lithium Manganese cell manufactured by Ultralife, which should only be replaced in the non-hazardous area.

The clamp is designed for use with all types of metallic plant such as drums, road and rail tankers, IBC's, mixing vessels and other similar applications. Connection of the clamp prevents a dangerous build up of static charge during transfer, handling or mixing operations by enabling it to 'bleed' safely to earth. Its use assumes that no charge is present prior to the clamp being attached. The clamp provides an indication that the resistance between clamp and the plant, to which it is attached, is less than 10 ohms. Under these circumstances an LED will be illuminated.

As an alternative to the above, the battery and electronics may be housed in a wall mounted enclosure, the clamp is connected to the enclosure via an unspecified length of bonding cable.

It is recommended that BS 5958 "Code of practice for the control of undesirable static electricity" should be consulted prior to using this equipment.

14 DESCRIPTIVE DOCUMENTS

| 14.1 | Drawing | Sheet | Rev | Date | Title |
|------|-----------|-------|-----|-----------|---|
| | SMC 002R1 | - | A | 01 Oct 00 | Self Monitoring Clamp |
| | SMC01R1 | - | A | 15 Oct 00 | Self Monitoring Clamp Board |
| | AA0125CB | - | 1 | 02 Feb 01 | PCB Layout Copper Bottom |
| | AA0125CT | - | 1 | 02 Feb 01 | PCB Layout Copper Top |
| | AA0125SS | - | 1 | 02 Feb 01 | PCB Layout Silk Screen |
| | SMC-01.PL | - | 1 | 02 Feb 01 | Self Monitoring Clamp – Certified Parts List |
| | SMC003R4 | - | A | 02 Feb 01 | Enclosure Label |
| | SMC R 001 | - | - | 02 Feb 01 | Self Monitoring Clamp – General Arrangement – Minimum Specification |

14.2 Report No. R52A6841A

15 SPECIAL CONDITIONS FOR SAFE USE (denoted by X after the certificate number)

15.1 The battery shall be changed only in the non-hazardous area.

15.2 Only the following type of battery shall be used in this equipment.

| Manufacturer | Type |
|--------------|----------------------------------|
| Ultralife | U9VL-J Lithium Manganese Battery |

16 ESSENTIAL HEALTH AND SAFETY REQUIREMENTS OF ANNEX II (EHSRs)

The relevant EHSRs that are not addressed by the standards listed in this certificate have been identified and individually assessed in Report No. R52A6841A.

17 CONDITIONS OF CERTIFICATION

17.1 The use of this certificate is subject to the Regulations Applicable to Holders of SCS Certificates.


Date 19 February 2001

This certificate and its schedules may only be reproduced in its entirety and without change

Sira Certification Service

Rake Lane, Eccleston, Chester, CH4 9JN, England
Tel: +44 (0) 1244 670900 Fax: +44 (0) 1244 681330
Email: exhazard@siratc.co.uk

Sira Certification Service is a service of Sira Test & Certification Ltd



EC TYPE-EXAMINATION CERTIFICATE VARIATION

CERTIFICATE NUMBER Sira 00ATEX2199X **Dated** 19 February 2001

VARIATION NUMBER 1 (ONE) **Dated** 19 September 2002

VARIATION TO EQUIPMENT

To permit:

- 1 The battery of the remote version of the Self Monitoring Clamp to be removed and the clamp electronics to be powered by the modified Earth-Rite PSU. This version of the Self Monitoring Clamp will be known as the Bond-Rite Remote EP. In order to ensure that the various configurations can not be confused with each other, the clamp with the integral electronics is now known as the Bond-Rite and the clamp with remote electronics that are powered by a single PP3 battery is known as the Bond-Rite Remote. The apparatus marking reflect these name changes.

DESCRIPTIVE DOCUMENTS

| Number | Sheet | Rev | Date | Description |
|---------------|--------|-----|-----------|--|
| SMC-R-E-001 | 1 of 1 | 0 | 10 Jul 02 | Remote Variation for external PSU |
| BRR-EP-LAB-01 | 1 of 1 | A | 08 Aug 02 | Bondrite Remote EP (Certification Label) |
| BRR-LAB-01 | 1 of 1 | A | 08 Aug 02 | Bondrite Remote (Certification Label) |
| BR-LAB-01 | 1 of 1 | A | 08 Aug 02 | Bondrite (Certification Label) |

ADDITIONAL SPECIAL CONDITION FOR SAFE USE

- 15.3 The Bond-Rite Remote EP shall only be powered by the Earth-Rite PSU - Bond-Rite Remote EP as defined in Sira certificate 01ATEX2235.

File No 52A8733


Report No. R52A8733A

M D Shearman
Certification Manager

This Variation and its schedules may only be reproduced in its entirety and without change

Sira Certification Service

Rake Lane, Eccleston, Chester, CH4 9JN, England
Tel: +44 (0) 1244 670900 Fax: +44 (0) 1244 681330
Email: exhazard@siratc.co.uk



EC TYPE-EXAMINATION CERTIFICATE VARIATION

CERTIFICATE NUMBER Sira 00ATEX2199X Dated 19 February 2001

VARIATION NUMBER 2 (TWO) Dated 17 December 2002

VARIATION TO EQUIPMENT

To permit:

- 1 Up to 4 Self-Monitoring Clamps (Bond-Rite Remote EP) to be connected to the remote power supply 'Earth-Rite PSU'.

The Bond-Rite Remote EP is intended for connection to an Earth-Rite PSU specifically modified for this application. The input parameters of the Bond-Rite Remote EP are as follows:

U_i = 9.0V
C_i = 13nF
L_i = 0

DESCRIPTIVE DOCUMENTS

No additional documents

CONDITIONS OF CERTIFICATION

- 17.2 The instructions shall a statement that a maximum of 4 Bond-Rite Remote EPs shall be connected to a single Earth-Rite PSU.

File No 52A9559

Report No. R52A9559A

M D Shearman
Certification Manager

This Variation and its schedules may only be reproduced in its entirety and without change

Sira Certification Service

Rake Lane, Eccleston, Chester, CH4 9JN, England
Tel: +44 (0) 1244 670900 Fax: +44 (0) 1244 681330
Email: exhazard@siratc.co.uk



1 **EC TYPE-EXAMINATION CERTIFICATE**

2 Equipment intended for use in Potentially Explosive Atmospheres Directive 94/9/EC

3 Certificate Number: **Sira 00ATEX2199X** Issue: **3**

4 Equipment: **Self-Monitoring Clamp**

5 Applicant: **Newson Gale Limited**

6 Address: Omega House
Private Road 8
Colwick
Nottingham
NG4 2JX
UK

7 This equipment and any acceptable variation thereto is specified in the schedule to this certificate and the documents therein referred to.

8 Sira Certification Service, notified body number 0518 in accordance with Article 9 of Directive 94/9/EC of 23 March 1994, certifies that this equipment has been found to comply with the Essential Health and Safety Requirements relating to the design and construction of equipment intended for use in potentially explosive atmospheres given in Annex II to the Directive.

The examination and test results are recorded in the confidential reports listed in Section 14.2.

9 Compliance with the Essential Health and Safety Requirements, with the exception of those listed in the schedule to this certificate, has been assured by compliance with the following documents:

EN 50014:1997 +A1+A2 EN 50020:1994 EN 50281-1-1:1998 EN 50284:1999

10 If the sign 'X' is placed after the certificate number, it indicates that the equipment is subject to special conditions for safe use specified in the schedule to this certificate.

11 This EC type-examination certificate relates only to the design and construction of the specified equipment. If applicable, further requirements of this Directive apply to the manufacture and supply of this equipment.

12 The marking of the equipment shall include the following:



II 1GD
EEx ia IIC T4

Project Number 52L18953
C. Index 12


C Ellaby
Certification Officer

This certificate and its schedules may only be reproduced in its entirety and without change.



SCHEDULE

EC TYPE-EXAMINATION CERTIFICATE

Sira 00ATEX2199X
Issue 3

13 DESCRIPTION OF EQUIPMENT

The Self-Monitoring Clamp comprises a set of steel, spring loaded jaws onto which is mounted an electronic circuit and steel cover. The circuit is powered by a 9 V Lithium Manganese cell manufactured by Ultralife, which should only be replaced in the non-hazardous area.

The clamp is designed for use with all types of metallic plant such as drums, road and rail tankers, IBC's, mixing vessels and other similar applications. Connection of the clamp prevents a dangerous build up of static charge during transfer, handling or mixing operations by enabling it to 'bleed' safely to earth. Its use assumes that no charge is present prior to the clamp being attached. The clamp provides an indication that the resistance between clamp and the plant, to which it is attached, is less than 10 ohms. Under these circumstances an LED will be illuminated.

As an alternative to the above, the battery and electronics may be housed in a wall mounted enclosure, the clamp is connected to the enclosure via an unspecified length of bonding cable.

It is recommended that BS 5958 "Code of practice for the control of undesirable static electricity" should be consulted prior to using this equipment.

Variation 1 - This variation introduced the following change:

- i. The battery of the remote version of the Self Monitoring Clamp to be removed and the clamp electronics to be powered by the modified Earth-Rite PSU. This version of the Self Monitoring Clamp will be known as the Bond-Rite Remote EP. In order to ensure that the various configurations can not be confused with each other, the clamp with the integral electronics is now known as the Bond-Rite and the clamp with remote electronics that are powered by a single PP3 battery is known as the Bond-Rite Remote. The apparatus marking reflect these name changes.

Variation 2 - This variation introduced the following change:

- i. Up to 4 Self-Monitoring Clamps (Bond-Rite Remote EP) to be connected to the remote power supply 'Earth-Rite PSU'.

The Bond-Rite Remote EP is intended for connection to an Earth-Rite PSU specifically modified for this application. The input parameters of the Bond-Rite Remote EP are as follows:

$U_i = 9.0V$
 $C_i = 13nF$
 $L_i = 0$

Variation 3 - This variation introduced the following change:

- i. The change of the Applicant's address from Unit 6 Churchill Park Colwick Nottingham NG4 2HF to that at the address in section 6.



SCHEDULE

EC TYPE-EXAMINATION CERTIFICATE

**Sira 00ATEX2199X
Issue 3**

14 DESCRIPTIVE DOCUMENTS

14.1 Drawings

Refer to Certificate Annexe.

14.2 Associated Sira Reports and Certificate History

| Issue | Date | Report No. | Comment |
|-------|-------------------|------------|--|
| 0 | 19 February 2001 | R52A6841A | The release of the prime certificate. |
| 1 | 19 September 2002 | R52A8733A | The introduction of Variation 1. |
| 2 | 17 December 2002 | R52A9559A | The introduction of Variation 2. |
| 3 | 21 January 2009 | R52L18953A | This Issue covers the following changes: <ul style="list-style-type: none">All previously issued certification was rationalised into a single certificate, Issue 3, Issues 0 to 2 referenced above are only intended to reflect the history of the previous certification and have not been issued as documents in this format.The introduction of Variation 3. |

15 15 SPECIAL CONDITIONS FOR SAFE USE (denoted by X after the certificate number)

15.1 The battery shall be changed only in the non-hazardous area.

15.2 Only the following type of battery shall be used in this equipment.

| Manufacturer | Type |
|--------------|----------------------------------|
| Ultralife | U9VL-J Lithium Manganese Battery |

15.3 The Bond-Rite Remote EP shall only be powered by the Earth-Rite PSU - Bond-Rite Remote EP as defined in Sira certificate 01ATEX2235.

16 ESSENTIAL HEALTH AND SAFETY REQUIREMENTS OF ANNEX II (EHSRs)

The relevant EHSRs that are not addressed by the standards listed in this certificate have been identified and individually assessed in the reports listed in Section 14.2.

17 CONDITIONS OF CERTIFICATION

17.1 The use of this certificate is subject to the Regulations Applicable to Holders of Sira Certificates.

17.2 Holders of EC type-examination certificates are required to comply with the production control requirements defined in Article 8 of directive 94/9/EC.

17.3 The instructions shall include a statement that a maximum of 4 Bond-Rite Remote EPs shall be connected to a single Earth-Rite PSU.

17.4 The manufacturer shall substitute, on the approved label affixed to the apparatus, the new address for the old address.

This certificate and its schedules may only be reproduced in its entirety and without change.

Sira Certification Service

Rake Lane, Eccleston, Chester, CH4 9JN, England

Tel: +44 (0) 1244 670900
Fax: +44 (0) 1244 681330
Email: info@siracertification.com
Web: www.siracertification.com

Certificate Annexe

Certificate Number: Sira 00ATEX2199X
Equipment: Self-Monitoring Clamp
Applicant: Newson Gale Limited



Issue 0

| Drawing No. | Sheet | Rev. | Date | Description |
|-------------|-------|------|-----------|---|
| SMC 002R1 | - | A | 01 Oct 00 | Self Monitoring Clamp |
| SMC01R1 | - | A | 15 Oct 00 | Self Monitoring Clamp Board |
| AA0125CB | - | 1 | 02 Feb 01 | PCB Layout Copper Bottom |
| AA0125CT | - | 1 | 02 Feb 01 | PCB Layout Copper Top |
| AA0125SS | - | 1 | 02 Feb 01 | PCB Layout Silk Screen |
| SMC-01.PL | - | 1 | 02 Feb 01 | Self Monitoring Clamp – Certified Parts List |
| SMC003R4 | - | A | 02 Feb 01 | Enclosure Label |
| SMC R 001 | - | - | 02 Feb 01 | Self Monitoring Clamp – General Arrangement – Minimum Specification |


Issue 1 No new drawings were introduced

| Drawing No. | Sheet | Rev. | Date | Description |
|---------------|--------|------|-----------|--|
| SMC-R-E-001 | 1 of 1 | 0 | 10 Jul 02 | Remote Variation for external PSU |
| BRR-EP-LAB-01 | 1 of 1 | A | 08 Aug 02 | Bondrite Remote EP (Certification Label) |
| BRR-LAB-01 | 1 of 1 | A | 08 Aug 02 | Bondrite Remote (Certification Label) |
| BR-LAB-01 | 1 of 1 | A | 08 Aug 02 | Bondrite (Certification Label) |

Issue 2 No new drawings were introduced

Issue 3 No new drawings were introduced

This certificate and its schedules may only be reproduced in its entirety and without change.



1 **EC TYPE-EXAMINATION CERTIFICATE**

2 Equipment intended for use in Potentially Explosive Atmospheres Directive 94/9/EC

3 Certificate Number: Sira 01ATEX2235

4 Equipment: Earth-Rite FIBC PSU

5 Applicant: Newson Gale Ltd

6 Address: Unit 6
Churchill Park
Colwick
Nottingham
NG4 2HF

7 This equipment and any acceptable variation thereto is specified in the schedule to this certificate and the documents therein referred to.

8 Sira Certification Service, notified body number 0518 in accordance with Article 9 of Directive 94/9/EC of 23 March 1994, certifies that this equipment has been found to comply with the Essential Health and Safety Requirements relating to the design and construction of equipment intended for use in potentially explosive atmospheres given in Annex II to the Directive.

The examination and test results are recorded in confidential report number R52A6587A.

9 Compliance with the Essential Health and Safety Requirements, with the exception of those listed in the schedule to this certificate, has been assured by compliance with the following documents:

EN 50014:1997 + Amendments A1 to A2
EN 50020:1994
EN 50281-1-1:1998

10 If the sign 'X' is placed after the certificate number, it indicates that the equipment is subject to special conditions for safe use specified in the schedule to this certificate.

11 This EC type-examination certificate relates only to the design and construction of the specified equipment. If applicable, further requirements of this Directive apply to the manufacture and supply of this equipment.

12 The marking of the equipment shall include the following:



II (1) GD
[EEx ia] IIC

M D Shearman
Certification Manager

Project Number 52A6587
Date 23 January 2002
C. Index 16

This certificate and its schedules may only be reproduced in its entirety and without change

Sira Certification Service

Rake Lane, Eccleston, Chester, CH4 9JN, England
Tel: +44 (0) 1244 670900 Fax: +44 (0) 1244 681330
Email: exhazard@siratc.co.uk



SCHEDULE

EC TYPE-EXAMINATION CERTIFICATE

Sira 01ATEX2235

13 DESCRIPTION OF EQUIPMENT

The Earth-Rite FIBC PSU consists of a special purpose power unit together with one of three proprietary Galvanic Isolators; the safety parameters associated with this arrangement are:

Um = 250 V
Uo = 18.7 V
Io = 209.5 mA
Po = 0.98 W
Ci = 0
Li = 0

Galvanic Isolator output

Either Uo = 7 V
Io = 22 mA
Po = 41 mW

Or Uo = 10.6 V
Io = 19 mA
Po = 51 mW

Or Uo = 11 V
Io = 14 mA
Po = 38 mW

Combined parameters worst case

Uo = 18.7 V
Io = 231.5 mA
Po = 1.063 W

14 DESCRIPTIVE DOCUMENTS

| 14.1 | Drawing No. | Sheet | Rev. | Date | Title |
|------|-------------------|--------|------|-----------|--------------------------------------|
| | AA0092 | 1 of 1 | 4 | 18 Jun 98 | Power Supply Unit, Bill of Materials |
| | PSU001 | 1 of 1 | 4 | 18 May 98 | Power Supply Unit |
| | FIBC05 | 1 of 1 | 4 | 28 Jun 98 | FIBC Power Supply Enclosure |
| | AA0092SS | 1 of 1 | 3 | 07 Jul 98 | PSU PCB Assembly |
| | AA0092CB | 1 of 1 | 3 | 15 Jul 98 | PSU PCB Artwork |
| | FIBCPSU-LAB-ATEX1 | 1 of 1 | 1 | 20 Nov 01 | Label Layout |

14.2 Report No. R52A6587A

15 SPECIAL CONDITIONS FOR SAFE USE (denoted by X after the certificate number)

None

Date 23 January 2002

This certificate and its schedules may only be reproduced in its entirety and without change

Sira Certification Service

Rake Lane, Eccleston, Chester, CH4 9JN, England
Tel: +44 (0) 1244 670900 Fax: +44 (0) 1244 681330
Email: exhazard@siratc.co.uk



SCHEDULE

EC TYPE-EXAMINATION CERTIFICATE

Sira 01ATEX2235

16 **ESSENTIAL HEALTH AND SAFETY REQUIREMENTS OF ANNEX II (EHSRs)**

The relevant EHSRs that are not addressed by the standards listed in this certificate have been identified and individually assessed in Report No. R52A6587A.

17 **CONDITIONS OF CERTIFICATION**

17.1 The use of this certificate is subject to the Regulations Applicable to Holders of SCS Certificates.

17.2 Holders of EC type-examination certificates are required to comply with the production control requirements defined in Article 8 of directive 94/9/EC.

17.3 This certificate relies on the following previously certified products. When used as part of the Earth-Rite FIBC PSU, the key attributes listed in the table below shall still be maintained by their original certificate.

| Description | Certificate No | Key attributes |
|--------------------------|-----------------|---|
| Newson Gale, Transformer | Sira Ex96D2084U | Provides segregation for voltages up to 375 Vpk |

Date 23 January 2002

This certificate and its schedules may only be reproduced in its entirety and without change

Sira Certification Service

Rake Lane, Eccleston, Chester, CH4 9JN, England
Tel: +44 (0) 1244 670900 Fax: +44 (0) 1244 681330
Email: exhazard@siratc.co.uk



EC TYPE-EXAMINATION CERTIFICATE VARIATION

CERTIFICATE NUMBER Sira 01ATEX2235 **Dated** 23 January 2002

VARIATION NUMBER 1 (ONE) **Dated** 19 September 2002

VARIATION TO EQUIPMENT

To permit:

- 1 The 'FIBC Power Supply' to be called the 'Earth-Rite Power Supply Unit' and to introduce the additional extensions, either FIBC Multipoint or BondRite Remote EP, to clearly identify their intended applications.
- 2 The printed wiring board to be modified to accommodate three 1N5344B zener diodes. It is intended that these diodes are to be fitted when the Earth-Rite PSU is used to power the remote version of the Self Monitoring Clamp (BondRite Remote EP) and not fitted in other applications.

DESCRIPTIVE DOCUMENTS

| Number | Sheet | Rev | Date | Description |
|-------------------|--------|-----|-----------|---|
| PSU001R5 | 1 of 1 | B | 01 Jul 02 | Power supply unit |
| AA0092R5SS | 1 of 1 | 1 | 08 Jul 02 | PCB Layout Silk Screen |
| AA0092R5CB | 1 of 1 | 1 | 08 Jul 02 | PCB Layout Copper Bottom |
| AA0092R5SMC.PL | 1 of 1 | B | 01 Jul 02 | Parts List (For use with Bond-Rite) |
| AA0092R5.PL | 1 of 1 | A | 20 Apr 02 | Parts List (For use with FIBC & Multipoint) |
| FIBC-PSU-R-E-001 | 1 of 1 | 0 | 10 Jul 02 | FIBC Power Supply PCB |
| FIBC-PSU-LAB-01 | 1 of 1 | A | 08 Aug 02 | Earth-Rite PSU - FIBC (Certification Label) |
| MP-PSU-LAB-01 | 1 of 1 | A | 08 Aug 02 | Earth-Rite PSU - Multipoint (Certification Label) |
| BRR-EP-PSU-LAB-01 | 1 of 1 | A | 08 Aug 02 | Earth-Rite PSU - Bondrite Remote EP (Certification Label) |

ADDITIONAL CONDITIONS OF CERTIFICATION

None

File No 52A8733

Report No. R52A8733A

M D Shearman
Certification Manager

This Variation and its schedules may only be reproduced in its entirety and without change

Sira Certification Service

Rake Lane, Eccleston, Chester, CH4 9JN, England
Tel: +44 (0) 1244 670900 Fax: +44 (0) 1244 681330
Email: exhazard@siratc.co.uk



1 **EC TYPE-EXAMINATION CERTIFICATE**

2 Equipment intended for use in Potentially Explosive Atmospheres Directive 94/9/EC

3 Certificate Number: **Sira 01ATEX2235** Issue: **2**

4 Equipment: **Earth-Rite FIBC PSU**

5 Applicant: **Newson Gale Limited**

6 Address: Omega House
Private Road 8
Colwick
Nottingham
NG4 2JX
UK

7 This equipment and any acceptable variation thereto is specified in the schedule to this certificate and the documents therein referred to.

8 Sira Certification Service, notified body number 0518 in accordance with Article 9 of Directive 94/9/EC of 23 March 1994, certifies that this equipment has been found to comply with the Essential Health and Safety Requirements relating to the design and construction of equipment intended for use in potentially explosive atmospheres given in Annex II to the Directive.

The examination and test results are recorded in the confidential reports listed in Section 14.2.

9 Compliance with the Essential Health and Safety Requirements, with the exception of those listed in the schedule to this certificate, has been assured by compliance with the following documents:

EN 50014:1997 + Amendments A1 to A2 EN 50020:1994 EN 50281-1-1:1998

10 If the sign 'X' is placed after the certificate number, it indicates that the equipment is subject to special conditions for safe use specified in the schedule to this certificate.

11 This EC type-examination certificate relates only to the design and construction of the specified equipment. If applicable, further requirements of this Directive apply to the manufacture and supply of this equipment.

12 The marking of the equipment shall include the following:



II (1) GD
[EEx ia] IIC

Project Number 52L18953
C. Index 16

This certificate and its schedules may only be reproduced in its entirety and without change.

C Ellaby
Certification Officer



SCHEDULE

EC TYPE-EXAMINATION CERTIFICATE

**Sira 01ATEX2235
Issue 2**

13 DESCRIPTION OF EQUIPMENT

The Earth-Rite FIBC PSU consists of a special purpose power unit together with one of three proprietary Galvanic Isolators; the safety parameters associated with this arrangement are:

| | | | |
|------|----------|------|--------|
| Um = | 250 V | Po = | 0.98 W |
| Uo = | 18.7 V | Ci = | 0 |
| Io = | 209.5 mA | Li = | 0 |

Galvanic Isolator output

| | | | | | |
|------|--------|------|--------|------|-------|
| | Either | | Or | | Or |
| Uo = | 7 V | Uo = | 10.6 V | Uo = | 11 V |
| Io = | 22 mA | Io = | 19 mA | Io = | 14 mA |
| Po = | 41 mW | Po = | 51 mW | Po = | 38 mW |

Combined parameters worst case

| | | | | | |
|------|--------|------|----------|------|---------|
| Uo = | 18.7 V | Io = | 231.5 mA | Po = | 1.063 W |
|------|--------|------|----------|------|---------|

Variation 1 - This variation introduced the following changes:

- To permit the 'FIBC Power Supply' to be called the 'Earth-Rite Power Supply Unit' and to introduce the additional extensions, either FIBC Multipoint or BondRite Remote EP, to clearly identify their intended applications.
- To allow the printed wiring board to be modified to accommodate three 1N5344B zener diodes. It is intended that these diodes are to be fitted when the Earth-Rite PSU is used to power the remote version of the Self Monitoring Clamp (BondRite Remote EP) and not fitted in other applications.

Variation 2 - This variation introduced the following changes:

- The change of the Applicant's address from Unit 6 Churchill Park Colwick Nottingham NG4 2HF to that at the address in section 6.

14 DESCRIPTIVE DOCUMENTS

14.1 Drawings

Refer to Certificate Annexe.

14.2 Associated Sira Reports and Certificate History

| Issue | Date | Report No. | Comment |
|-------|-------------------|------------|---|
| 0 | 23 January 2002 | R52A6587A | The release of the prime certificate. |
| 1 | 19 September 2002 | R52A8733A | The introduction of Variation 1. |
| 2 | 21 January 2009 | R52L18953A | This Issue covers the following changes: <ul style="list-style-type: none"> All previously issued certification was rationalised into a single certificate, Issue 2, Issues 0 to 1 referenced above are only intended to reflect the history of the previous certification and have not been issued as documents in this format. The introduction of Variation 2. |

This certificate and its schedules may only be reproduced in its entirety and without change.

Sira Certification Service
Rake Lane, Eccleston, Chester, CH4 9JN, England

Tel: +44 (0) 1244 670900
Fax: +44 (0) 1244 681330
Email: info@siracertification.com
Web: www.siracertification.com



SCHEDULE

EC TYPE-EXAMINATION CERTIFICATE

**Sira 01ATEX2235
Issue 2**

15 **SPECIAL CONDITIONS FOR SAFE USE** (denoted by X after the certificate number)

None

16 **ESSENTIAL HEALTH AND SAFETY REQUIREMENTS OF ANNEX II** (EHSRs)

The relevant EHSRs that are not addressed by the standards listed in this certificate have been identified and individually assessed in the reports listed in Section 14.2.

17 **CONDITIONS OF CERTIFICATION**

17.1 The use of this certificate is subject to the Regulations Applicable to Holders of Sira Certificates.

17.2 Holders of EC type-examination certificates are required to comply with the production control requirements defined in Article 8 of directive 94/9/EC.

17.3 This certificate relies on the following previously certified products. When used as part of the Earth-Rite FIBC PSU, the key attributes listed in the table below shall still be maintained by their original certificate.

| Description | Certificate No | Key attributes |
|--------------------------|-----------------|---|
| Newson Gale, Transformer | Sira Ex96D2084U | Provides segregation for voltages up to 375 Vpk |

17.4 The manufacturer shall substitute, on the approved label affixed to the apparatus, the new address for the old address.

Certificate Annexe

Certificate Number: Sira 01ATEX2235
Equipment: Earth-Rite FIBC PSU
Applicant: Newson Gale Limited



Issue 0

| Drawing No. | Sheet | Rev. | Date | Description |
|-------------------|--------|------|-----------|--------------------------------------|
| AA0092 | 1 of 1 | 4 | 18 Jun 98 | Power Supply Unit, Bill of Materials |
| PSU001 | 1 of 1 | 4 | 18 May 98 | Power Supply Unit |
| FIBC05 | 1 of 1 | 4 | 28 Jun 98 | FIBC Power Supply Enclosure |
| AA0092SS | 1 of 1 | 3 | 07 Jul 98 | PSU PCB Assembly |
| AA0092CB | 1 of 1 | 3 | 15 Jul 98 | PSU PCB Artwork |
| FIBCPSU-LAB-ATEX1 | 1 of 1 | 1 | 20 Nov 01 | Label Layout |

Issue 1

| Number | Sheet | Rev. | Date | Description |
|-------------------|--------|------|-----------|---|
| PSU001R5 | 1 of 1 | B | 01 Jul 02 | Power supply unit |
| AA0092R5SS | 1 of 1 | 1 | 08 Jul 02 | PCB Layout Silk Screen |
| AA0092R5CB | 1 of 1 | 1 | 08 Jul 02 | PCB Layout Copper Bottom |
| AA0092R5SMC.PL | 1 of 1 | B | 01 Jul 02 | Parts List (For use with Bond-Rite) |
| AA0092R5.PL | 1 of 1 | A | 20 Apr 02 | Parts List (For use with FIBC & Multipoint) |
| FIBC-PSU-R-E-001 | 1 of 1 | 0 | 10 Jul 02 | FIBC Power Supply PCB |
| FIBC-PSU-LAB-01 | 1 of 1 | A | 08 Aug 02 | Earth-Rite PSU - FIBC (Certification Label) |
| MP-PSU-LAB-01 | 1 of 1 | A | 08 Aug 02 | Earth-Rite PSU - Multipoint (Certification Label) |
| BRR-EP-PSU-LAB-01 | 1 of 1 | A | 08 Aug 02 | Earth-Rite PSU - Bondrite Remote EP (Certification Label) |

Issue 2 No new drawings were introduced

This certificate and its schedules may only be reproduced in its entirety and without change.